

cintroclear®

WATERPURIFICATION & FILTRATION



- THE MINERALS ARE PRESERVED
- NO DISCHARGE INTO THE SEWER
- NO STORAGE TANK

WATER PURIFIER

AC110

UF400



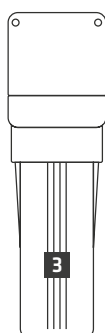
■ CINTROCLEAR®: ITS FUNCTIONS

The CINTROCLEAR® (UF400 – UF 500) is a water purifier that is based on high performance ultrafiltration. It is equipped with 5 levels of filtration (UF500), allowing the unit to solve accidental or chronic pollution problems, agricultural or industrial, whether of chemical or pathological origin.

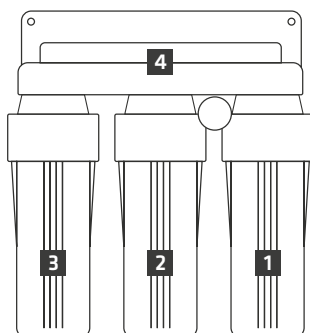
All the CINTROCLEAR models are connected to the public water mains. The ideal place to install them is under the sink in the kitchen.



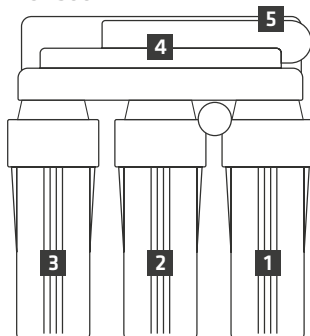
AC110



UF400



UF500



■ 5 SPECIALISED FILTRATION MODULES

1 PREFILTRATION MODULE 5µm

Traps particles and suspended matter.

2 DE-NITRIFICATION MODULE

Efficient reduction of excessive nitrate levels.

3 MODULE WITH ACTIVATED CARBON

Activated carbon, compressed at high pressure and bound with a high temperature polymer. It removes heavy metals and chemical residues (lead, residual chlorine, etc.) Unpleasant tastes and odours in the water are also eliminated.

4 ULTRAFILTRATION MODULE

Composed of microporous 0.03µ tubes, it removes 99.99% of all viral and bacterial matter.

5 UV GENERATOR

This UV germicide destroys 99.99% of pathogens, bacteria, viruses and other forms of micro-organisms.

UF500



■ INSTALLATION KIT

Standard with each purifier

1. Screws + wall plugs for attaching purifier
2. Pure water tap + connection kit to pipe using automatic connector
3. Electrical power supply cable to UV generator
4. Red raw water supply pipe
5. Blue pure water supply pipe
6. Accessories for connecting to water supply system
7. Installation instructions giving full step-by-step details



AC 110	UF 400	UF 500
<input type="checkbox"/>	<input type="checkbox"/>	<input type="checkbox"/>
<input type="checkbox"/>	<input type="checkbox"/>	<input type="checkbox"/>
<input type="checkbox"/>	<input type="checkbox"/>	<input type="checkbox"/>
<input type="checkbox"/>	<input type="checkbox"/>	<input type="checkbox"/>
<input type="checkbox"/>	<input type="checkbox"/>	<input type="checkbox"/>
<input type="checkbox"/>	<input type="checkbox"/>	<input type="checkbox"/>
<input type="checkbox"/>	<input type="checkbox"/>	<input type="checkbox"/>

■ MAINTENANCE KIT

Replacement frequency: see back

- A. Prefilter cartridge 5µm
- B. Denitrification cartridge
- C. Activated carbon filter ADS 150
Superior quality with higher adsorption capacity for removing heavy metals and remains of medicines.
- D. Ultra-filter cartridge
- E. Spanner
- F. Detailed explanation of each step in the maintenance procedure
- G. Activated carbon filter cartridge ADS 150 + UF
Excellent quality activated carbon WITH ultra-filtration 0.15µ to remove all the viral and antibacterial substances from the water.



AC 110	UF 400	UF 500
<input type="checkbox"/>	<input type="checkbox"/>	<input type="checkbox"/>
<input type="checkbox"/>	<input type="checkbox"/>	<input type="checkbox"/>
<input type="checkbox"/>	<input type="checkbox"/>	<input type="checkbox"/>
<input type="checkbox"/>	<input type="checkbox"/>	<input type="checkbox"/>
<input type="checkbox"/>	<input type="checkbox"/>	<input type="checkbox"/>
<input type="checkbox"/>	<input type="checkbox"/>	<input type="checkbox"/>
<input type="checkbox"/>	<input type="checkbox"/>	<input type="checkbox"/>

■ Standard □ Option

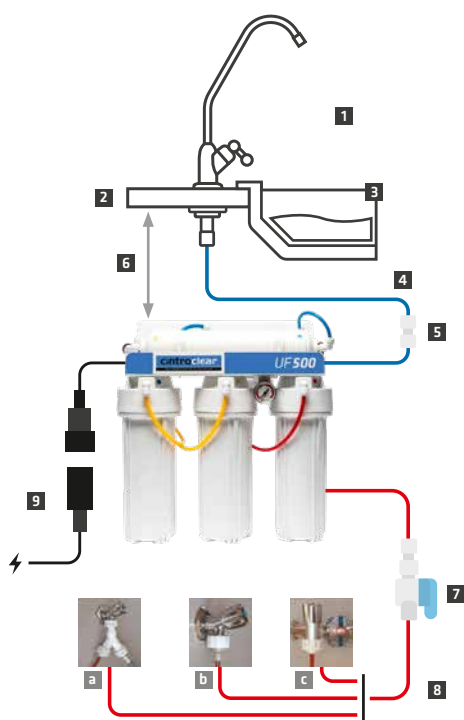


TECHNICAL DETAILS

Replacement frequency
Electrical connections
Min./max. working pressure
Mean pure water flow rate
Empty/operating weight
Overall dimensions (w x H x D in mm)
Quality raw water at purifier inlet
Hydraulic connection inlet/outlet purifier

AC 110	UF 400	UF 500
1x/year	1x/year	1x/year
-	-	230 V/30 mA
2 > 5 bar	2,5 > 5,5 bar	2,5 > 5,5 bar
2 l/min	2 l/min	2 l/min
2.65 / 3.15 kg	6 / 9.4 kg	6.5 / 9.9 kg
145x380x127	390x397x180	390x397x180
public water supply network		
connectors John Guest®		

INSTALLATION INSTRUCTIONS



1. Pure water tap
2. Kitchen work surface
3. Kitchen sink
4. Blue outlet tube for pure water
5. Automatic connector for outlet
6. Maximum height between tap and purifier = 3 meter
7. Inlet valve with automatic connectors

8. There are three options for connecting the purifier to the water system:
 - a. in parallel with the tap to an existing washing machine or dishwasher (accessory ref. 1646)
 - b. to an available spare tap (accessory ref. 2016 (AC110)/ ref. 1676 (UF400-UF 500))
 - c. directly to a copper pipe using an automatic self-tapping connector requiring no tools (accessory ref. 1645)
9. Electrical power cable 220 Volt (solely for UF 500)